



**PART I—PROVISIONAL BALANCE SHEET**

Name of the Company M/s KRUSHISAHYOG FARMERS PRODUCER COMPANY LIMITED.  
Balance Sheet as at 31.03.2021  
(Amounts in ₹)

Particulars	Schedule No.	As on 31st March 2021	As on 31st March 2020
1	2	3	4
<b>I. EQUITY AND LIABILITIES</b>			
(1) Shareholders' funds/Capitals Account	1	277,210.00	160832.00
(2) Share application money pending allotment			
<b>(3) Non-current liabilities</b>			
(a) Long-term borrowings	2	-	-
(b) Deferred tax liabilities (Net)	3	-	-
(c) Other Long term liabilities	4	-	-
(d) Long-term provisions	5	7,833,239.00	-
<b>(4) Current liabilities</b>			
(a) Short-term borrowings	6	56,000.00	56000.00
(b) Trade payables	7	455,937.00	360750.00
(c) Other current liabilities	8	-	-
(d) Short-term provisions	9	27,000.00	314000.00
<b>TOTAL</b>		<b>8,649,386.00</b>	<b>891,582.00</b>
<b>II. ASSETS</b>			
<b>Non-current assets</b>			
(1) (a) Fixed assets	10	1,510,000.00	
(i) Tangible assets			
(b) Non-current investments	11	-	51,000.00
(c) Deferred tax assets (net)	12	-	-
(d) Long-term loans and advances	13	7,480.00	-
(e) Other non-current assets	14	-	-
<b>(2) Current assets</b>			
(a) Current investments	15	51,000.00	-
(b) Inventories	16	-	0.00
(c) Trade receivables	17	982,530.00	522925.00
(d) Cash and cash equivalents	18	6,098,376.00	317657.00
(e) Short-term loans and advances	19	-	-
(f) Other current assets	20	-	0.00
<b>TOTAL</b>		<b>8,649,386.00</b>	<b>891,582.00</b>

Schedule 1 to 20 referred above form an integral part of Accounts

As per our Report & Notes of even date

Date: 10/12/2021

For M/s Paresh R.Sahu & Co

Chartered Accountants

Place: Amravati


Director

Director

Proprietor

**KRUSHISAHYOG FPC LTD.**

Managing Director





**PART II – PROVISIONAL STATEMENT OF PROFIT AND LOSS**

Name of the Company M/s KRUSHISAHYOG FARMERS PRODUCER COMPANY LIMITED.

Profit and loss statement for the year ended 31st March 2021

(Amounts in ₹)

	Particulars	Schedule No.	As on 31st March 2021	As on 31st March 2020
	1	2	3	4
I	Revenue from operations	21	23,151,871.00	15,392,232.00
II	Other income	22	-	-
III	<b>Total Revenue (I + II)</b>		23,151,871.00	15,392,232.00
IV	<b>Expenses:</b>			
	Cost of materials consumed	23	-	-
	Purchases of Stock-in-Trade	24	22,139,260.00	14,476,778.00
	Direct Expenses	25	160,000.00	153,900.00
	Changes in inventories of finished goods work-in-progress and Stock-	26	-	-
	Employee benefits expense	27	569,800.00	580,000.00
	Finance costs		-	-
	Depreciation and amortization expense	10	-	-
	Other expenses	28	196,433.00	120,722.00
	<b>Total expenses</b>		23,065,493.00	15,331,400.00
V	<b>Profit before exceptional and extraordinary items and tax (III - IV)</b>		86,378.00	60,832.00
VI	Exceptional items	29	-	-
VII	<b>Profit before extraordinary items and tax (V - VI)</b>		86,378.00	60,832.00
VIII	Extraordinary items	30	-	-
IX	<b>Profit before tax (VII- VIII)</b>		86,378.00	60,832.00
X	Tax Exp a) Current Tax b) Deferred Tax		-	-
XI	<b>Profit/(Loss) from continuing operations</b>		86,378.00	60,832.00
XII	<b>Earning per Shares(Basic)</b>		8.64	6.08

Schedule 20 to 30 referred above form an integral part of Accounts

Date: 10/12/2021

As per our Report & Notes of even date  
For M/s Paresh R.Sahu & Co  
Chartered Accountants

Place: Amravati


Director

Director

Proprietor

**KRUSHISAHYOG FPC LTD.**

Managing Director



Schedules Forming Part of Balance sheets & Profit & Loss Accounts

**Schedule:-1**

Share Capital/Reserves & Surplus

Particulars	Amount	Amount
<b>i) Authorised Share Capital</b>	<b>100000.00</b>	
(10000 Equity shares of Rs 10/- each)		130000.00
<b>ii) Issued,Subscribed and paid-up:</b>		
NILESH SHRIHARI KHONDE (1000 shares of Rs 10/- each)	10000.00	
VIJAY DEVILAL SHRIVAS (1000 shares of Rs 10/- each)	10000.00	
SHRIHARI PANJABRAO KHONDE (1000 shares of Rs 10/- each)	10000.00	
NIKHIL ASHOKRAO DAWARE (1000 shares of Rs 10/- each)	10000.00	
PRAKASH NATHUJI JUNGHARE (1000 shares of Rs 10/- each)	10000.00	
BHASKAR JAMUDKAR (1000 shares of Rs 10/- each)	10000.00	
GANESH POTE (1000 shares of Rs 10/- each)	10000.00	
PRASHANT KALE (1000 shares of Rs 10/- each)	10000.00	
SUDHIR WATANE (1000 shares of Rs 10/- each)	10000.00	
VIKRAM KADU (1000 shares of Rs 10/- each)	10000.00	
Share Issues (3000 share of Rs 10/- each to 300 allottees) (10,000 Equity Share of Rs. 10/- each)	<b>30000.00</b>	
<b>iii) Reserves &amp; Surplus</b>		<b>147,210.00</b>
Profit as per last balance sheets	60,832.00	
Add:Profit during the Year	86378.00	
<b>Total</b>		<b>277210.00</b>

**Schedule:-2**

Long-term borrowings

Particulars	Amount	Amount
Total		-

**Schedule:-3**

Deferred tax liabilities (Net)

Particulars	Amount	Amount
Total		-

**Schedule:-4**

Other Long term liabilities

Particulars	Amount	Amount
Total		-

**Schedule:-5**

Long-term provisions

Particulars	Amount	Amount
Aryadhan Financial Solution pvt. Ltd		7833239
Total		<b>7,833,239.00</b>

**Schedule:-6**

Short-term borrowings

Particulars	Amount	Amount
Nilesh Khonde (Director)		56000.00
Total		<b>56,000.00</b>



**Schedule:-7**

## Trade payables

Particulars	Amount	Amount
Green Gold Seeds		128000.00
QED Agro Systems Pvt. Ltd.		327937.00
Total		<u>455,937.00</u>

**Schedule:-8**

## Other current liabilities

Particulars	Amount	Amount
Total		<u>-</u>

**Schedule:-9**

## Short-term provisions

Particulars	Amount	Amount
Audit Fees Payable		12000.00
Accounting Fees Payable		15000.00
Total		<u>27,000.00</u>

**Schedule:-11**

## Non-current investments

Particulars	Amount	Amount
Total	0	<u>0.00</u>

**Schedule:-12**

## Deferred tax assets (net)

Particulars	Amount	Amount
Total		<u>-</u>

**Schedule:-13**

## Long-term loans and advances

Particulars	Amount	Amount
TDS		7480.00
Total		<u>7,480.00</u>

**Schedule:-14**

## Other non-current assets

Particulars	Amount	Amount
Total		<u>-</u>

**Schedule:-15**


## Current investments

Particulars	Amount	Amount
Vaapco (shares)		51000.00
Total		<u>51,000.00</u>

**Schedule:-16**

## Inventories

Particulars	Amount	Amount
Total		<u>-</u>



**Schedule:-17**

## Trade receivables

Particulas	Amount	Amount
Arvind Gorale		166425.00
Dipak Kale		177100.00
Mohit Lande		77000.00
SUKHDEORAO G ATALKAR		66956.00
SURESH R SHIRBHATE		16455.00
SURESH TATTE		193486.00
Umesh Hadole		179400.00
UMESH VAIDYA		55708.00
Vishwas Agro Industries		50000.00
Total		<b>982,530.00</b>

**Schedule:-18**

## Cash and cash equivalents

Particulas	Amount	Amount
Cash in Hand		4025687.00
Indian Bank A/c		2072689.00
Total		<b>6098376.00</b>

**Schedule:-19**

## Short-term loans and advances

Particulas	Amount	Amount
Total		-

**Schedule:-20**

## Other current assets

Particulas	Amount	Amount
Total		-

**Schedule:-21**

## Revenue from operations

Particulas	Amount	Amount
Sales		23,15,1871.00
Total		<b>23,151,871.00</b>

**Schedule:-22**


## Other income

Particulas	Amount	Amount
Total		-

**Schedule:-23**

## Cost of materials consumed

Particulas	Amount	Amount
Total		-



**Schedule:-24**

## Purchases of Stock-in-Trade

Particulas	Amount	Amount
Purchases		22139260.00
Total		<u>22,139,260.00</u>

**Schedule:-25**

## Direct Exp

Particulas	Amount	Amount
Transport Exp		160000.00
Total		<u>160,000.00</u>

**Schedule:-26**

## Changes in inventories of finished goods work-in-progress and Stock-in-Trade

Particulas	Amount	Amount
Total		<u>-</u>

**Schedule:-27**

## Employee benefits expense

Particulas	Amount	Amount
Salary		344800.00
Petronage Bonus		225000.00
Total		<u>569,800.00</u>

**Schedule:-28**

## Other expenses

	Amount	Amount
Bank Charges		4214.00
Accounting Exp		15000.00
Audit fees		12000.00
Electric Exp		22044.00
Legal Compliance Exp		40000.00
Misc Exp		31570.00
Mobile Exp		8000.00
Registration Fees		11005.00
Vehical Exp		52600.00
Total		<u>196,433.00</u>

**Schedule:-29**


## Exceptional items

Particulas	Amount	Amount
Total		<u>-</u>

**Schedule:-30**


## Extraordinary items

Particulas	Amount	Amount
Total		<u>-</u>



**Schedule :10:FIXED ASSETS (As Per Company Act)**

Sr No	Particulars	Rates	Gross Block 01/04/2020	Net Block 01/04/2020	Addition		Deduction	Total	Depreciation for the year	Depreciated on upto 31/03/2021	Gross Block 31/03/2021	Net Block 31/03/2021
					Before 30/09/2020	After 30/09/2020						
1	Machinery A/c	0.00%	0.00	0.00		1,475,000.00	-	1475000.00	0.00	0.00	0.00	1475000.00
2	Ups A/c	0.00%	0.00	0.00		35,000.00	-	35000.00	0.00	0.00	0.00	35000.00
	<b>Total</b>		<b>0.00</b>	<b>0.00</b>		<b>1,510,000.00</b>	<b>-</b>	<b>1510000.00</b>	<b>0.00</b>	<b>0.00</b>	<b>0.00</b>	<b>1510000.00</b>



**KRUSHISAHYOG FPC LTD.**

Managing Director